



ISBN: 979-8-9989370-3-3

Copyright © 2026 Radical Inc. and Steven Morales

All rights reserved.

Printed in the United States of America.

Published by Radical, Inc.

Illustrations and activities by Sarah Nunally

Unless otherwise noted, all Scripture is from the ESV® Bible,  
(The Holy Bible, English Standard Version), copyright© by  
Crossway. Used by permission. All rights reserved.

# HOW TO USE THIS BOOK

These coloring pages and activities are designed to help kids interact with each of the 31 devotionals in *Pray the World: A 31-Day Prayer Devotional for Hard to Reach Nations* in a hands-on and memorable way. Every page invites children to explore a new country, connect with a Bible story, and think about what it means to pray for people around the world who still have little access to the gospel.

Whether at home, in a classroom, or at church, these activities are meant to spark curiosity, conversations, and prayer. Parents and teachers are welcome to print as many copies as needed using the free PDF downloads available at [radical.net/ptw-activity-book/](http://radical.net/ptw-activity-book/), where they can also find the answer key for all the activities. Or, they may choose to purchase additional books so each child can have their own copy to color, learn, and enjoy.



SCAN TO DOWNLOAD  
FREE PRINTABLE FILES.



# MOROCCO

Pray that the good news of the Word made flesh would dwell richly in Morocco, shaping hearts and communities until many turn to him in faith and obedience.



THE LIGHT SHINES IN THE DARKNESS,



AND THE DARKNESS HAS NOT OVERCOME IT.



— JOHN 1:5

# READ

Read John 1:1-14 together

Unscramble the letters and fill the words in the blanks in order to complete the Bible verses. Remember as you read that the same Jesus who entered the world still enters hearts today. Jesus is our true light!

DWROL \_\_\_\_\_

SFEHL \_\_\_\_\_

CRDNHILE \_\_\_\_\_

GTHLI \_\_\_\_\_

NEYEVROE \_\_\_\_\_

VEBIEDEL \_\_\_\_\_

ODLBO \_\_\_\_\_

ODG \_\_\_\_\_

HGRTOUH \_\_\_\_\_


HRGIT \_\_\_\_\_

The true \_\_\_\_\_ , which gives light to \_\_\_\_\_ , was coming into the \_\_\_\_\_ . He was in the world, and the world was made \_\_\_\_\_ him, yet the world did not know him. He came to his own, and his own people did not receive him. But to all who did receive him, who \_\_\_\_\_ in his name, he gave the \_\_\_\_\_ to become \_\_\_\_\_ of God, who were born, not of \_\_\_\_\_ nor of the will of the \_\_\_\_\_ nor of the will of man, but of \_\_\_\_\_.

— John 1:9-13

# CROSSWORD PUZZLE

Read the clues below and fill in the spaces using words about light.



## ACROSS

1. Used for keeping warm; for cooking
2. Wax pillar with a wick in the center
3. Temperature that fire emits
4. The light \_\_\_\_\_ in the darkness, and the darkness has not overcome it. (John 1:5)
5. He was still speaking when, behold, a \_\_\_\_ cloud overshadowed them, and a voice from the cloud said, "This is my beloved Son, with whom I am well pleased; listen to him." (Matthew 17:5)
6. Nor do people light a \_\_\_\_ and put it under a basket. (Matthew 5:15a)
7. A warm radiance


## DOWN

1. His eyes are like a \_\_\_\_\_ of fire, and on his head are many diadems, and he has a name written that no one knows but himself. (Revelation 19:12)
5. Overexposure to heat
6. And God said, "Let there be \_\_\_\_\_," and there was light. (Genesis 1:3)
8. Small piece of wood burning at the end of a fire
9. Wooden stick that starts fire

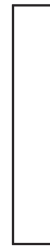
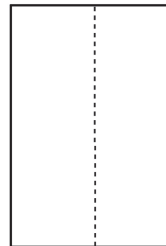

# HOW TO MAKE A FANOUS LANTERN

This traditionally hand-cut brass lantern symbolizes light and casts beautiful shadows!


1. Grab a piece of colored paper.



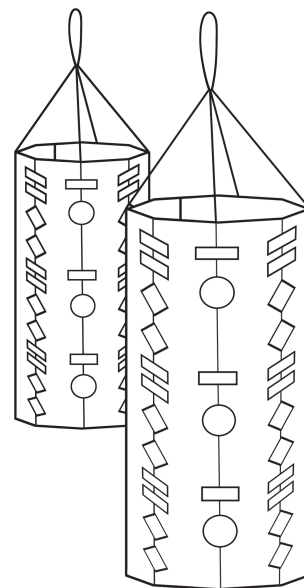
2. Fold in half 3 times.



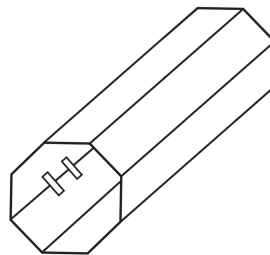
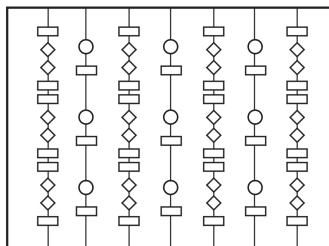
3. Once folded, cut small shapes from each side. Leave spaces between each cut shape and do not cut the top and bottom of the folded strip.



6. Hang from the ceiling from different heights.



4. Unfold and flatten the paper well.




5. Roll the paper and tape the ends together.

# ALGERIA

Pray that Algeria—where the gospel once shaped hearts and history—would again be known not for silence about Jesus, but for lives turned toward him in worship and obedience.

FOR NOTHING WILL BE  
IMPOSSIBLE WITH GOD.  
— LUKE 1:37



# READ

Read Luke 1:26-38 together

Unscramble the letters and fill the words in the blanks in order to complete the Bible verses. Remember as you read that God often works through the small and hidden places to reach the world. Nothing is impossible for God!

GSRNETIGE \_\_\_\_\_

DLBHEO \_\_\_\_\_

RTOBDULE \_\_\_\_\_

SJUES \_\_\_\_\_

DAFARI \_\_\_\_\_

CNISERD \_\_\_\_\_

RFVOA \_\_\_\_\_

ONS \_\_\_\_\_

LDRO \_\_\_\_\_

















































LAGNE \_\_\_\_\_

And he came to her and said, "\_\_\_\_\_, O favored one, the \_\_\_\_\_  
is with you!" But she was greatly \_\_\_\_\_ at the saying, and tried to  
\_\_\_\_\_ what sort of greeting this might be. And the \_\_\_\_\_ said  
to her, "Do not be \_\_\_\_\_, Mary, for you have found \_\_\_\_\_ with God.  
And \_\_\_\_\_, you will conceive in your womb and bear a \_\_\_\_\_,  
and you shall call his name \_\_\_\_\_."

— Luke 1:28-31

# SUDOKU

Complete each row, column, and box with ONE of each Algeria-inspired icon!



SUN



BOAT



STAR



MOUNTAIN



DOOR



CACTUS



RUG



CROSS




LEAF


# STACKING GAME WITH FRIENDS

This traditional game is played throughout Algeria and is best played with 4+ people. While usually played by stacking flat rocks, cups have been used as a substitution. The more cups used, the more difficult the game will be.

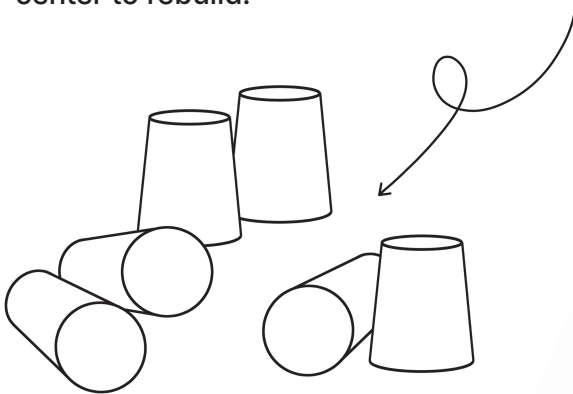
**WHAT YOU NEED: CHALK · 1 VERY SOFT BALL · 4 TO 10 CUPS**



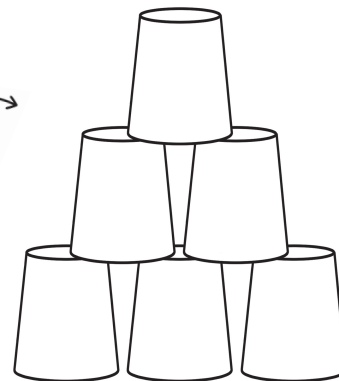
1. Draw a large square on the ground using chalk!



2. Divide into two teams. Using the ball, "Team A" will knock the stack of cups over while everyone stands outside the square. Once it falls, "Team B" will rush to the center to rebuild.




3. "Team A" will stand outside the square and take turns throwing the ball at "Team B." Once hit, that player must exit the square.



4. "Team B" wins by stacking the cups again. "Team A" wins by hitting every member of "Team B" with the ball before they can restack!

# EGYPT

Pray for Egypt—once home to a newborn Savior—to once again see many people recognize and receive the salvation God has brought near.



A LIGHT FOR REVELATION  
TO THE GENTILES,  
AND FOR GLORY  
TO YOUR PEOPLE  
ISRAEL.  
— LUKE 2:32

# READ

Read Luke 2:25-32 together

Unscramble the letters and fill the words in the blanks in order to complete the Bible verses. Remember as you read that God's promise includes every people group and nation. Jesus brings hope to all people!

SRIAEL \_\_\_\_\_

NTIGELES \_\_\_\_\_

WDOR \_\_\_\_\_

REATIVELON \_\_\_\_\_

EPREPRAD \_\_\_\_\_

ACEPE \_\_\_\_\_

EYSE \_\_\_\_\_

ATISALVON \_\_\_\_\_

RANTSEV \_\_\_\_\_


OGLRY \_\_\_\_\_

Lord, now you are letting your \_\_\_\_\_ depart in \_\_\_\_\_, according to your \_\_\_\_\_; for my \_\_\_\_\_ have seen your \_\_\_\_\_ that you have \_\_\_\_\_ in the presence of all peoples, a light for \_\_\_\_\_ to the \_\_\_\_\_, and for \_\_\_\_\_ to your people \_\_\_\_\_.


— Luke 2:29-32

# HOW TO DRAW


## A fennec fox from Egypt




1. Start with two ears by drawing curved lines that come to a point on each side. Draw a frown-shape across the bottom of each ear.




2. Inside each ear, draw four lines with the one closest to the middle touching the point. Sketch a nose and two circle eyes. From the bottom middle, continue lines on either side of the nose and then around the eyes. Draw a curved line for the back.



3. Complete the face with hair on each cheek and a smile-shape under the nose. Draw the front and back leg, giving three toes for each.



4. Behind the legs just drawn, draw two shorter legs that match. Sketch hair on the chest and belly of the fox.



5. Finish the fox by adding a bushy tail. Sketch small lines on the tail to look like hair.

# HIEROGLYPHICS PUZZLE

Hieroglyphics was a traditional communication form in Egypt that used symbols to express ideas in writing and was often carved into stone. Above each symbol, write the matching letter on the line to complete the Bible verse.

